


# Senior Assembly '25

You graduate in  
**28** days!!

# Agenda

- Graduation Information Sheet
- Financial Obligations-DUE ASAP
- Scholarship & college acceptance letters
- Final transcripts
- Ceremony Expectations
- Rehearsal and Ceremony



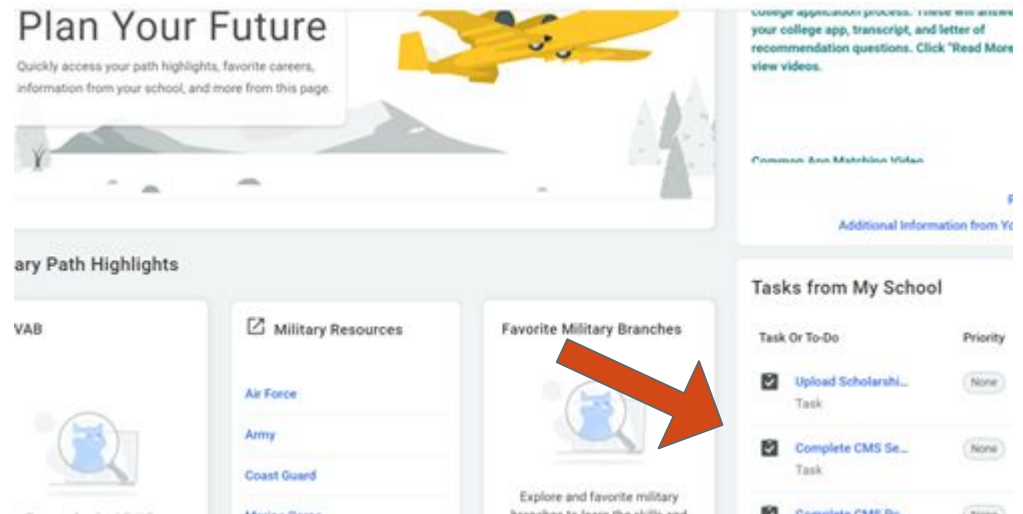
# Thinking ahead.....

- *When will you turn in Chromebook?*
- *Do you have your cap & gown?*
- *Proper graduation shoes?*
- *Do you owe any \$ to the school?*



# Senior Exit Survey

- **REQUEST FINAL TRANSCRIPT**
- Log into Naviance via LaunchPad
- Tasks from My School
- **CMS Senior Exit Survey 2025**
- Click on **take this survey**
- Scholarships
- **Complete by Friday**



# Credit Recovery &/Or Summer School

- Deadline to complete current Edgenuity classes is **Friday, May 30th 2025.**
- If you fail a graduation requirement: Immediately see your counselor!
  - You may be able to enroll in **In Person Credit Recovery**
  - If so, you must complete Edgenuity courses by **12 PM on 6/12** in order to participate in the Graduation Ceremony
- Summer School begins 6/16
  - 3 Credit recovery classes or 1 New Course Work
  - **You MUST see your counselor to sign up for Credit Recovery Summer School.**

# Exam Schedule

- Take your Exams on the designated day
- Taking exams on Make-Up days delays our ability to clear you for graduation
- Our GOAL is that everyone is reviewed and cleared before rehearsal



This Photo by Unknown author is licensed under [CC BY-SA-NC](#).

4/18/2024

# Upcoming Exam Schedule

- Year Long class exam dates:  
May 23 - 29th-Regular school days BE HERE!!
- Fri. 5/30-Eng 2, Math 1, Certain CTE exams
- Mon & Tues 6/2, 6/3-Regular school days
- Wed. 6/4-Math 3, Bio, Certain CTE exams
- Thurs. 6/5-1st and 2nd period 4x4 exams
- Fri. 6/6-Regular school day
- Mon. 6/9-3rd and 4th period 4x4 exams
- Tues, 6/10-Make Up day & Rehearsal day!

# Financial Obligations



- Students who owe financial obligations will **NOT** be allowed to participate in rehearsal or graduation exercises.
- You will be removed from the line up if you owe!
- Please pay your debt on the school website through Online School Payments.
- All books, locks, uniforms, **ANYTHING** you may owe for, is due by June 9th. Do not delay!



# When/How do I return my Chromebook?

- Last exam that you take, please return Chromebook & Charger (& Hotspot if you have one!) to the media center
- Chromebooks & Hot Spots have to be returned before Graduation Rehearsal
- June 9<sup>th</sup> at the latest!



# Chromebooks Continued

- If you have to take a make-up exam or have a special circumstance, please let Mrs. Ferron or Ms. Hambacher know ASAP
- How do I know what I may owe?
- They will email you to your **CMS email** a list of items you owe & your teachers will have a list to check.



# Required Rehearsal



Where: Bojangle's Coliseum

Date: Tuesday, June 10th

Time: 5:30-7:00 pm

Arrive: 4:45 pm-Leave the house **EARLY**

- We will practice the whole ceremony.
- This event is **REQUIRED!**
- If you are unable to attend, you must have your absence approved by Dr. Blakeney **IN ADVANCE**.
- All financial obligations must be paid to participate.
- Arriving promptly & participating fully in rehearsal is mandatory to participate in the graduation ceremony.

# Graduation

Where: Bojangle's Coliseum

Date: Monday, June 16, 2025

Time: 3:30 PM



- 2:00 pm- Arrive Time - Free Coliseum Parking
- 2:15 pm- Enter and get in the line up
- *If you arrive **after** the processional begins, you will not participate in the graduation ceremony!!!*
- Coliseum doors will open for guests at 2:30 pm.
- **Ride w/ your parents & you come in at 2:15pm.**
- They can enter at 2:30 pm & can sit anywhere.

# Graduation Dress

## All Graduates

- Dress Shirt with Tie
- Prefer **dark** dress pants
- Dress *or* Skirt and Blouse
- **NICE BUT FLAT SHOES**
- **Ladies, choose your shoes carefully!**
- Start putting your outfit together **NOW**.
- Borrow or buy items.



# THE CMS “NO” LIST



**NO!**

- Jewelry showing besides "appropriate" earrings
- Flowers, ribbons, corsages, flags, stoles, medals or any like item on the outside of gown
- Purses, backpacks, fanny packs, noisemakers
- *These will be confiscated upon entry!*
- No food, drinks, or gum!
- Nothing in your hands!! (keys!)
- Only school issued honor cords are allowed!



## Mortar Boards (the real name for the cap):

- No Decorations
- Tassel is on the right until Dr. B tells you turn it!



**YES!**





## Graduation Dress – Examples



This... **YES!!!**



**NOT** This...



**No!**

4/18/2024



# BAG POLICY

CHECK YOUR  
BAG FOR SIZE



**4.5" x 6.5"**

Any NON-CLEAR bags that do not  
exceed 4.5" x 6.5" in size



**12" x 6" x 12"**

CLEAR BAGS that do not exceed 12" x 6" x 12"

# Photography



- A photo, taken by a professional, will be near the stage when you're getting the diploma cover from Dr. Blakeney.
- There will be "feet" on the floor where they want you to stand.
- Info will be provided on how you can purchase that if you wish.



Hello  
my name is

Name

# Pronunciations

- Mrs. Soto-Weisman may come through the line at **rehearsal** to ask **SOME** of you how your name is pronounced.
- Your name will be called out at rehearsal!
- If you are concerned about how your name will be pronounced, please find her in room 905 **BEFORE** rehearsal.

# Graduation Reminders

- Security measures will include “wandering” of guests and a purse/camera bag search upon entering the venue.
- **TRAVEL LIGHT! Be “HANDS FREE!”**
- For safety and security reasons and to keep the focus on our graduates, guests will not be allowed to bring the following items into the graduation:
  - flowers or gifts
  - duffel bags, fanny packs, or backpacks
  - banners or balloons
  - air horns and noisemakers

# Graduation Expectations



- Inappropriate Behavior will not be tolerated.
- This a formal, dignified ceremony.
- Escorted from the Coliseum courtesy of the Charlotte-Mecklenburg Police Department.
- Diploma COVER ONLY is distributed by Dr. Blakeney on the stage.
- Actual diploma will be held for students who are disruptive to the ceremony. (includes phones)

# Graduation Reminders

**Behavior Reminders:** According to CMS rules, graduates will be escorted off stage and will not receive a diploma if student:

- **Uses phone ANYWHERE on the coliseum floor**
- Drops pants
- Streaks
- Flips
- Flashes gang signs
- Makes an inappropriate dance and/or motion
- Makes any action toward the microphone to speak
- Takes any other action principal deems inappropriate

# Let's talk PHONES



# Phone Expectations



- You **MAY** bring your phone.
- You **MAY NOT** use it...during ceremony.
- **POWER OFF** during ceremony.
- Before/after are fine but **NOT** while you are on the arena floor.
- **NO EARBUDS!! They will be confiscated & returned later.**



# Don't do it!!!

- If you are caught using phone on the arena floor, you'll not receive your diploma that day.



**AND get pulled out!**

- You'll have to come get diploma later w/ your parent & meet w/ Dr. Blakeney.



This is not the time or the place!

# Where to put my phone?

- In a pocket ----Ladies, do you know the boy standing beside you?? He'll have 2 pockets 😊
- In your bra??
- Wear Spandex or Spanxx??
- I don't really know but it cannot be seen while you are on the arena floor so plan your outfit carefully so it can conceal a phone for about 1 hour.
- Don't bring earbuds!
- Phone most certainly cannot be in your hand when you shake Dr. Blakeney's!!

# Before the ceremony: Enter here

- Enter on long walkway through security
- Prior to the ceremony, you will be lined up upstairs in the long hallway, alphabetically
- You will need to be in your cap and gown & paying attention to your lines!
- If you need to go to the restroom, hurry back to your lines!



# Procession

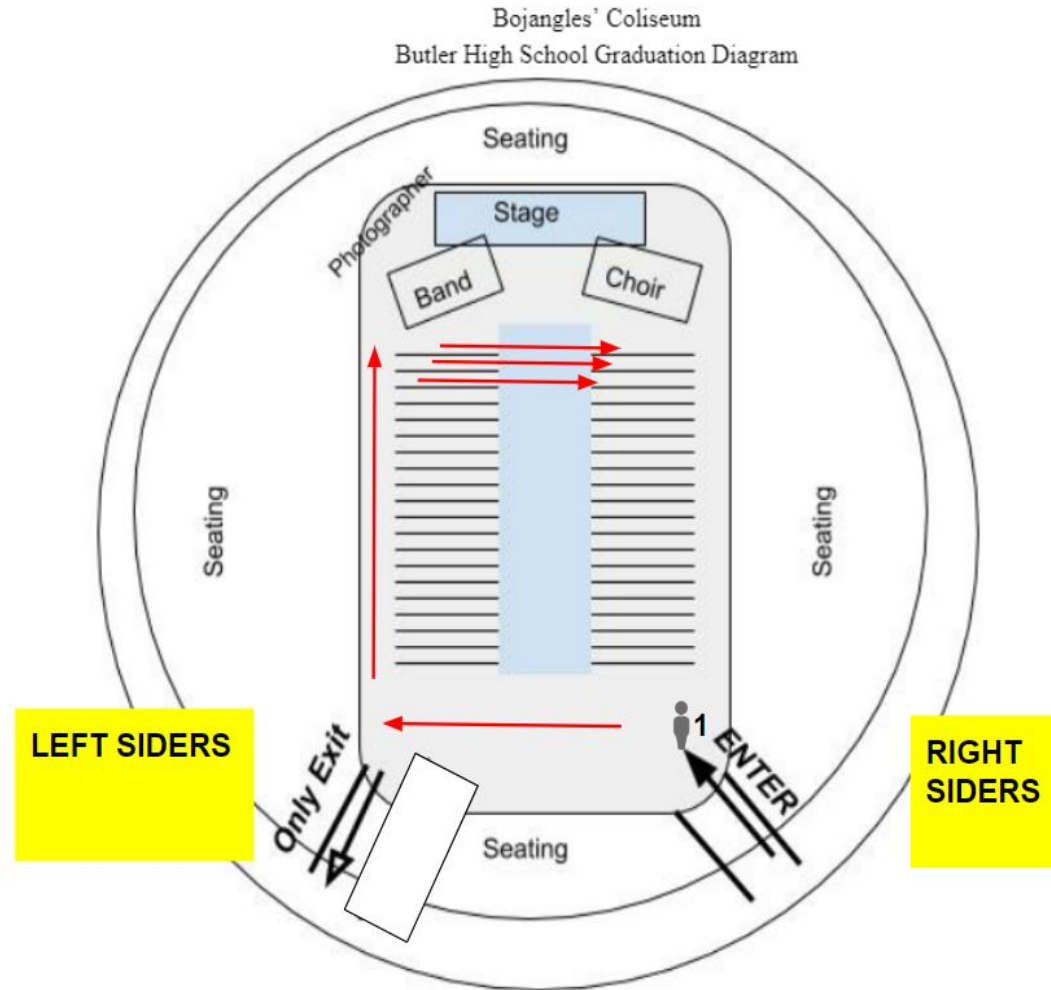
**Step 1: You will be walking down HUGE stairs from the upstairs**

**Step 2: Walk in a straight line at a slightly quick pace**

**Step 3: STAY IN A STRAIGHT LINE**

**Step 4: Stay standing until after the National Anthem**

**SKIP ROWS 1-2**



# **If you are in the CHOIR.....**

On rehearsal day, if you are in chorus, **STAY IN YOUR GRADUATE LINE!!**

**YOU MUST SAVE YOUR OWN SEAT!!**

We will show you on rehearsal day what we want you to do and when.

You will come forward to the risers when the “entry” pomp & circumstance music stops.



# To the stage

## SKIP ROWS 1-2

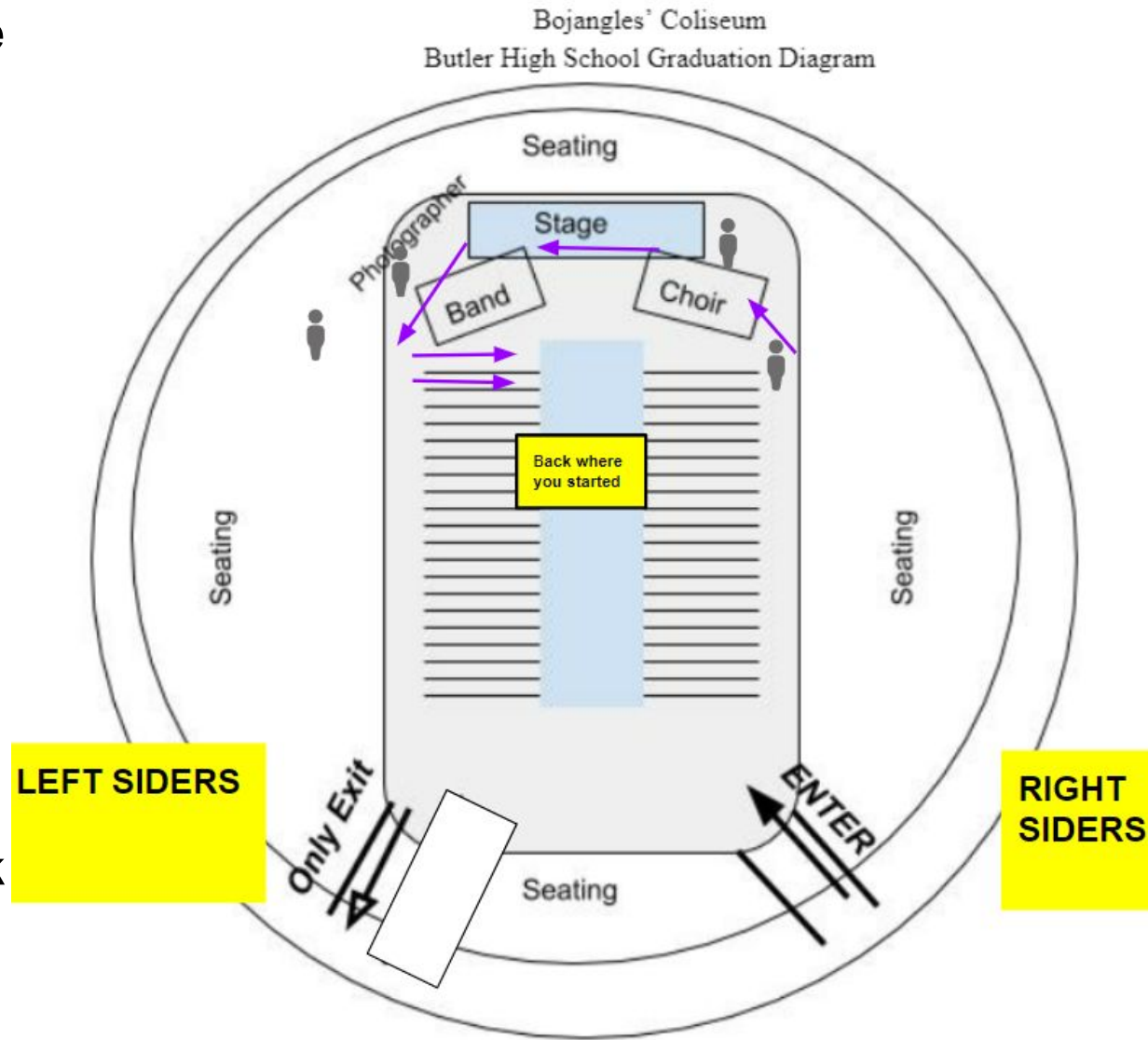
**Step 5:** You will follow your junior marshal & the row you are in to the right of the stage.

**Step 6:** You will be lined up to have your name called & walk the stage.

**Step 7:** You will shake hands & receive your diploma cover.

**Step 8:** You will exit on a ramp & then have your picture taken.

**Step 9:** You will wait on the left side for your marshal to walk you back around to your seat.



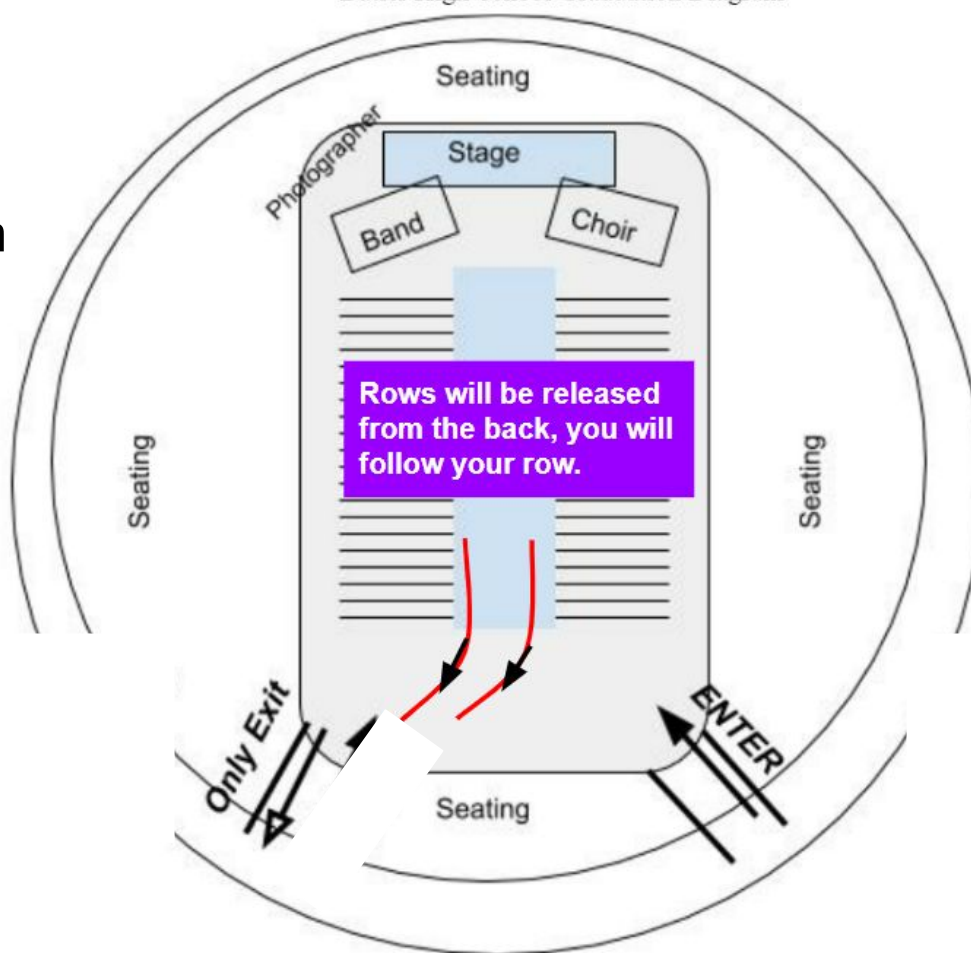
# Recession

**Step 1: You will all stand & be named as “Class of 2025”**

**Step 2: You will follow your row & Junior Marshal down the center aisle & out the back left doors (your right)**

**YOU MUST STAY IN LINE ON YOUR CORRECT SIDE (LEFT/ RIGHT) YOU CAN NOT LEAVE WITHOUT YOUR DIPLOMA. IF YOU GET OUT OF LINE, YOU WILL BE **LAST LAST LAST LAST** TO GET YOUR DIPLOMA!**

Bojangles' Coliseum  
Butler High School Graduation Diagram



# Congrats c/o '25

We are so proud of how far you have come and are looking forward to your graduation.





**Do Now Please!**

**Vote for the Bulldog Pride Award  
and  
A teacher who has made an impact  
on you while at Butler HS**



**Go to: [bit.ly/3Wmtf3P](https://bit.ly/3Wmtf3P)**